

Ethiocoders manual for karalo secondary school student, teacher and administrative staff

1. Please open google and search ethiocoders.et then after click get started

https://ethiocoders.et

ECODES Home Courses FAQs About Discussion

5 MILLION ETHIOPIAN CODERS

ADVANCING DIGITAL LITERACY FOR ETHIOPIA'S YOUTH

Acquire the essential digital skills necessary to establish a promising career in the ever-evolving technology industry with our comprehensive, fully-funded courses.

[GET STARTED](#)

2. Choice your learning course for example click artificial intelligence and click enroll button

https://ethiocoders.et/courses/

ECODES Home Courses FAQs About Discussion

COURSES

[Data Science Fundamentals](#)

This track aims to teach you the core fundamentals of Data Analysis and refine your ability to work with messy, complex datasets. You'll learn to manipulate and prepare data for analysis and create visualizations for data exploration. Finally, you'll learn to use your data skills to tell a story with data.

[Enroll](#)

[Programming Fundamentals](#)

This track aims to teach you the core fundamentals of web development, how web pages are structured from scratch using a language called Hypertext Markup Language (HTML), how this HTML structure is then designed and styled using another language called Cascading Style Sheets (CSS) and finally, how this styled structure gets converted into an interactive application using JavaScript (JS).

[Enroll](#)

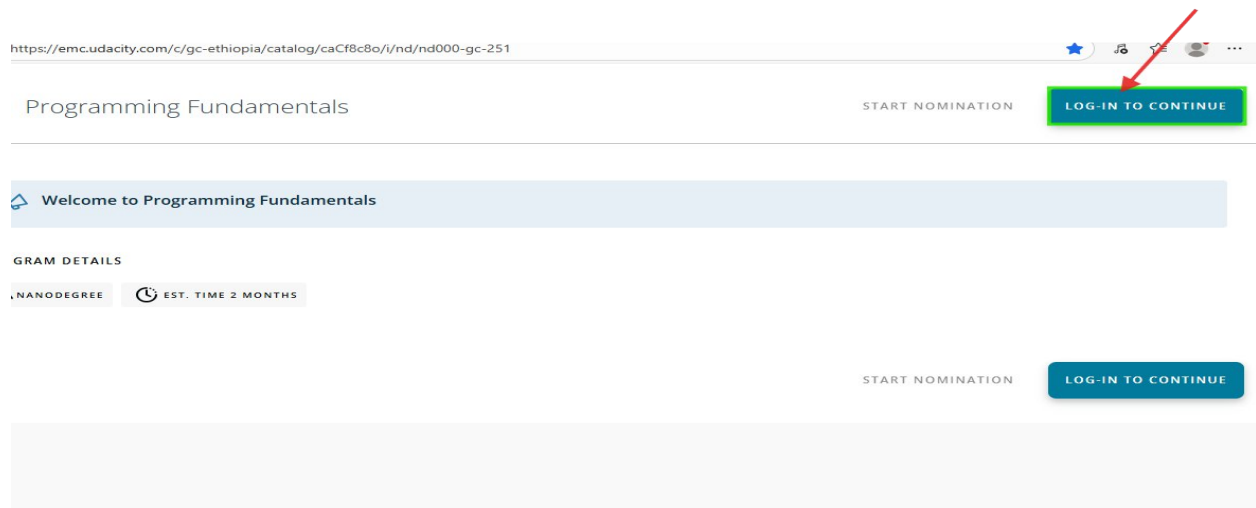
[Artificial Intelligence Fundamentals](#)

This program provides a foundational understanding of Artificial Intelligence (AI) and Machine Learning (ML), practical skills in using ChatGPT, and insights into ethical AI. You'll explore AI concepts, industry applications, and key machine-learning techniques. Learn to utilize ChatGPT for various tasks and understand the ethical implications of AI. By the end of the course, you'll be ready to apply AI technologies responsibly in diverse contexts.

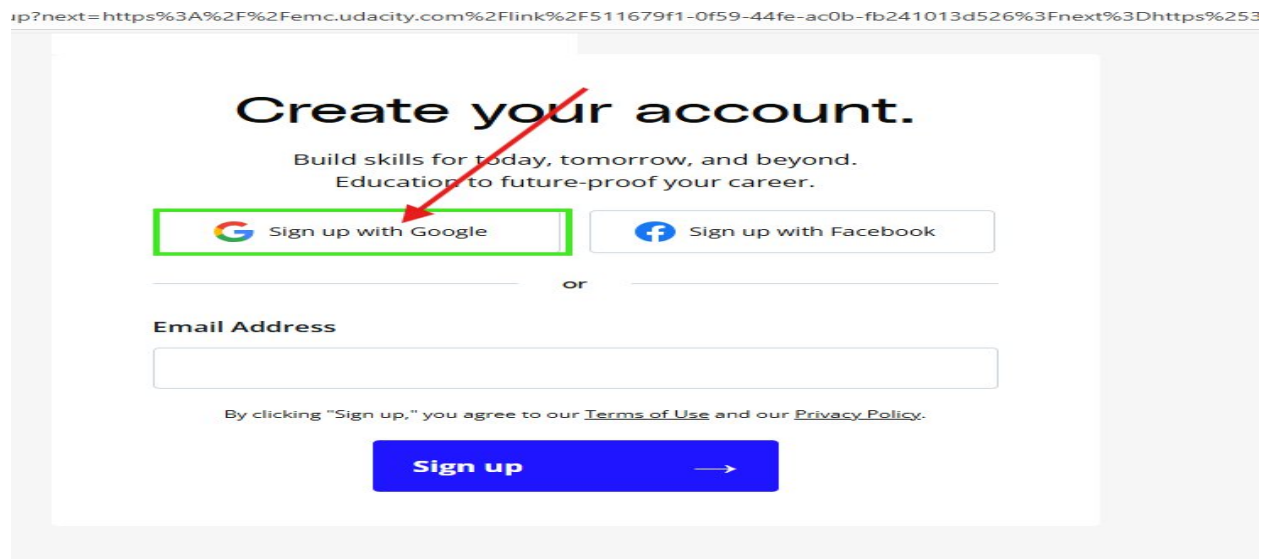
[Enroll](#)

Ethiocoders manual for karalo secondary school student, teacher and administrative staff

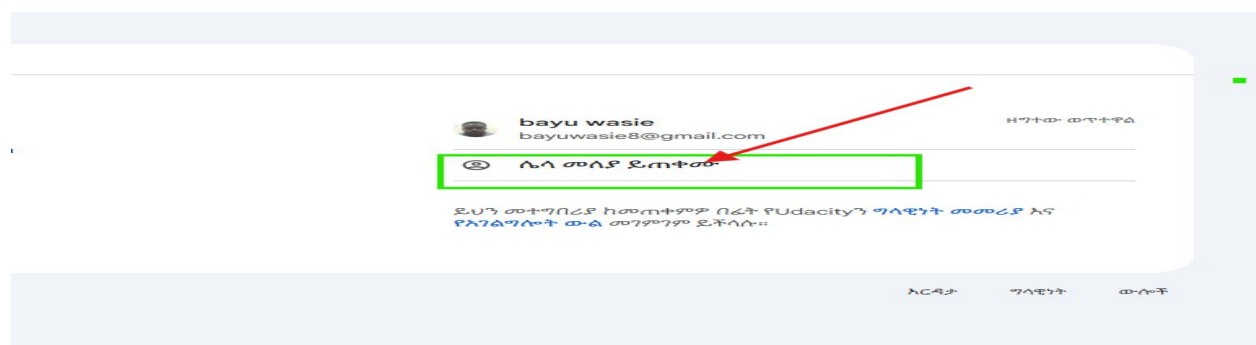
3. Click log- into continue button



4. Click to sign up with google

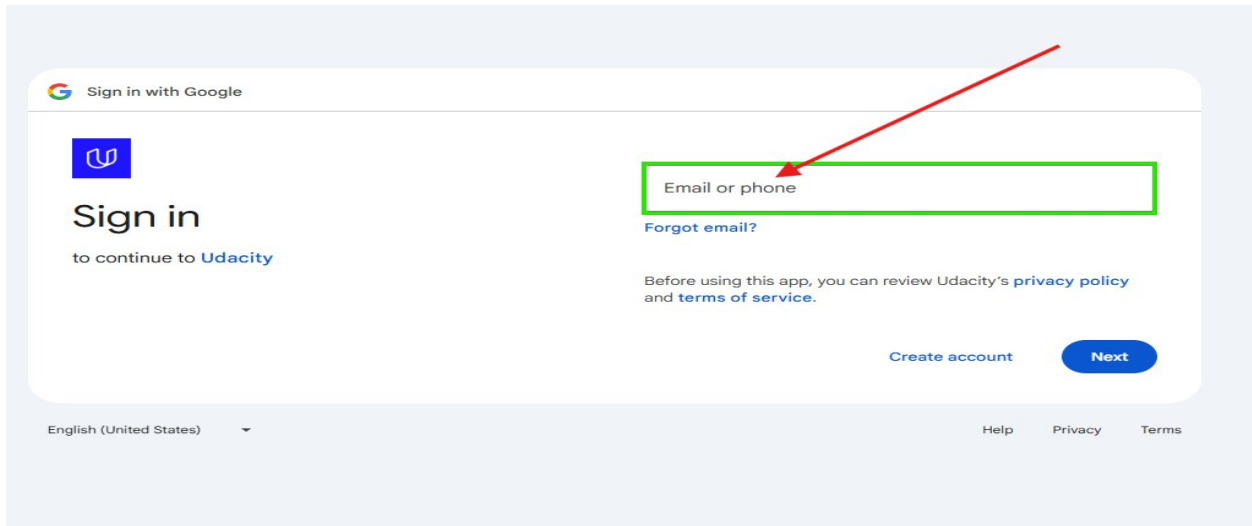


5. Click email entrance button

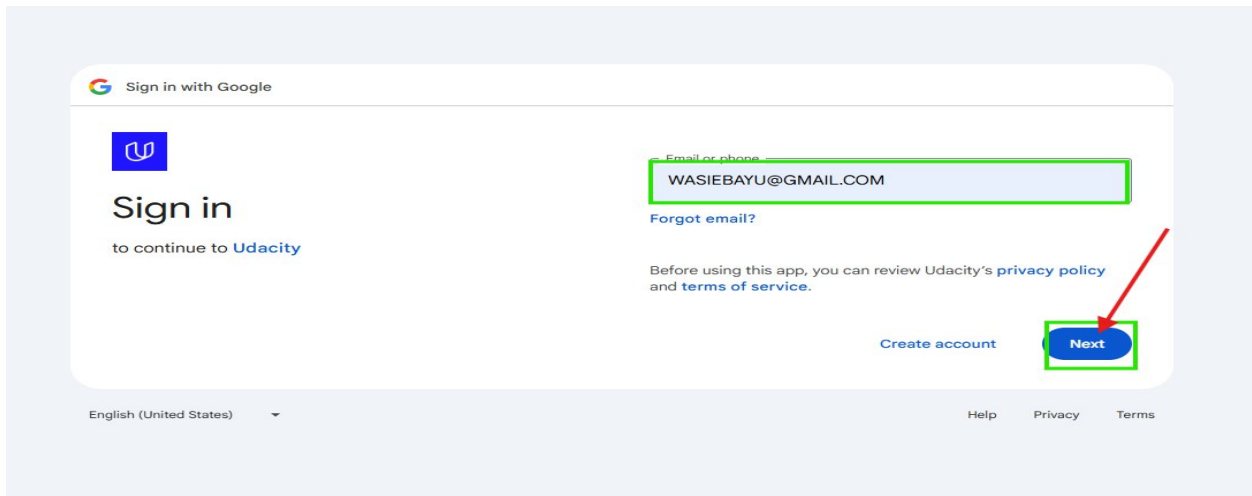


Ethiocoders manual for karalo secondary school student, teacher and administrative staff

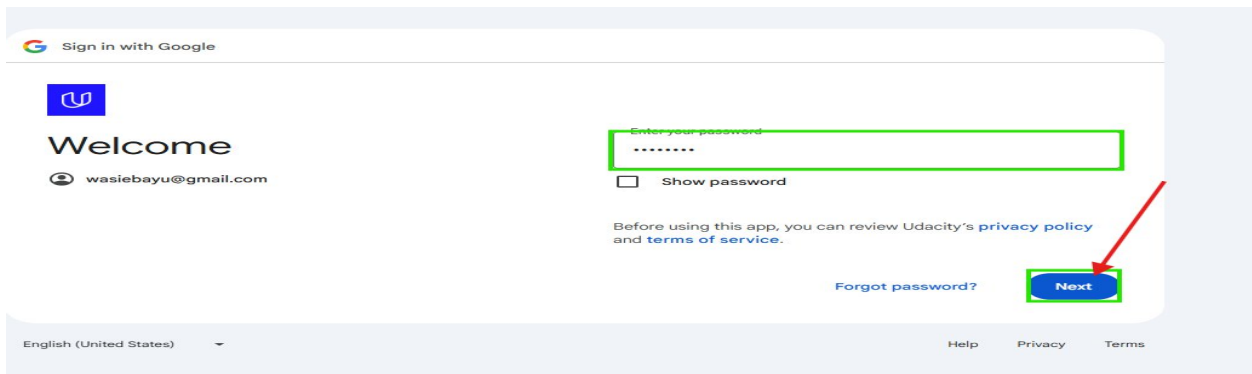
6. Writing your email



7. Writing your email then after click next button

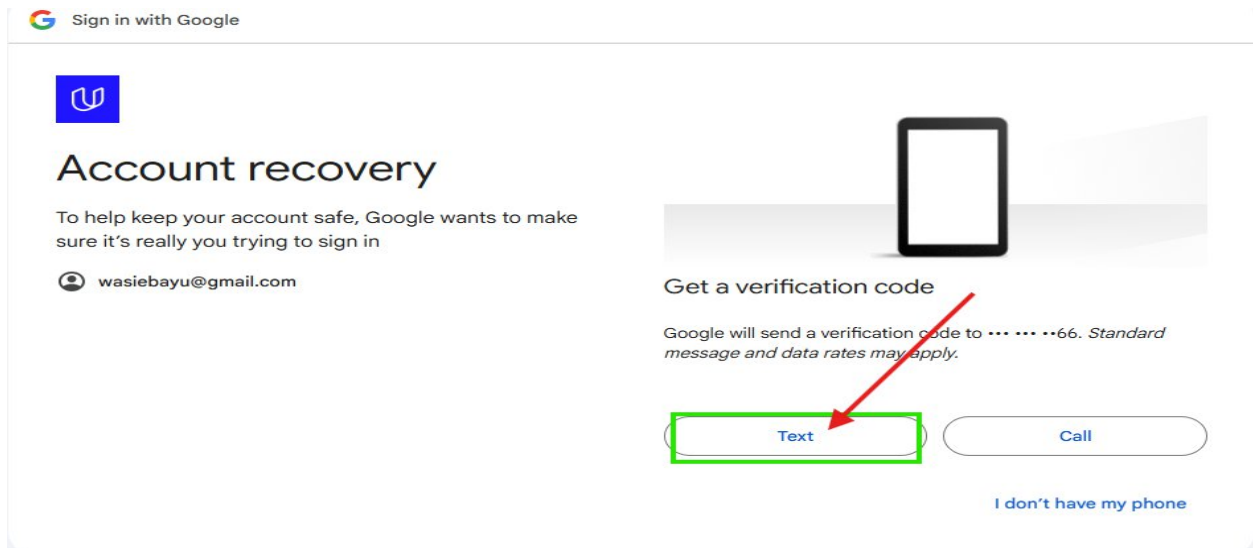


8. Writing your email password and after click next button

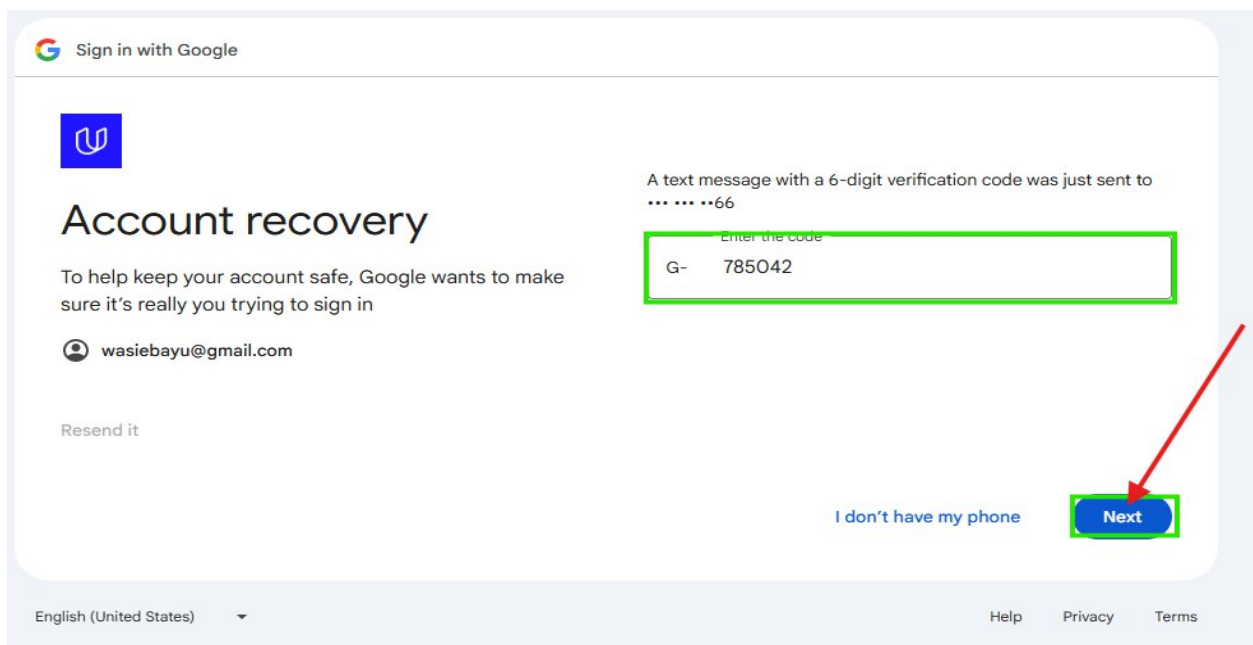


Ethiocoders manual for karalo secondary school student, teacher and administrative staff

9.click text button

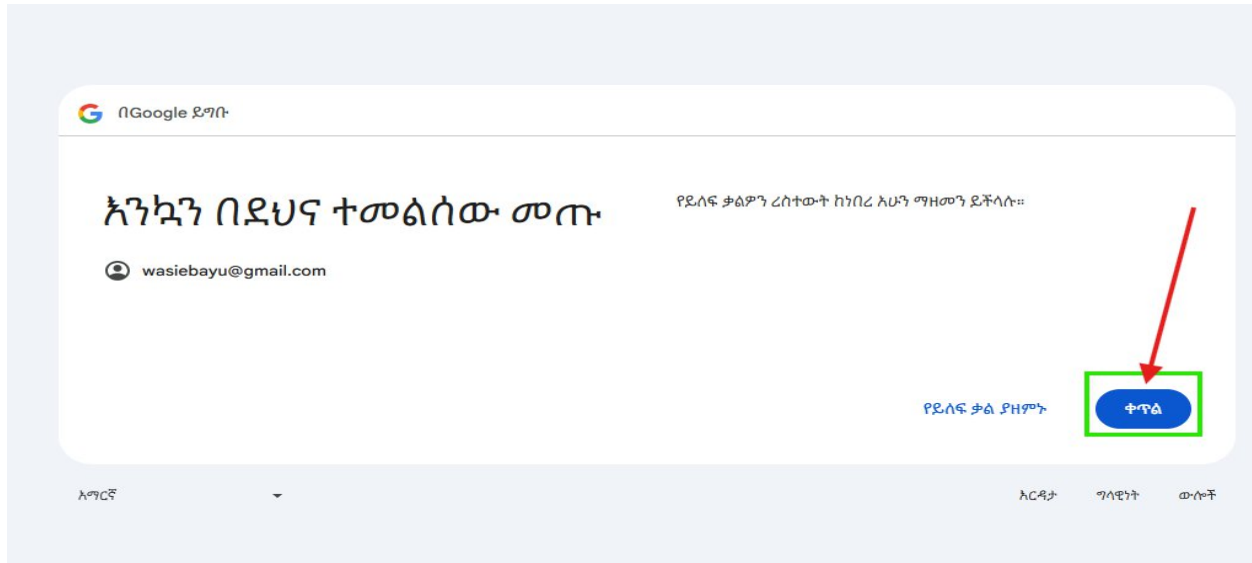


9. Insert sms verification code and after click next button

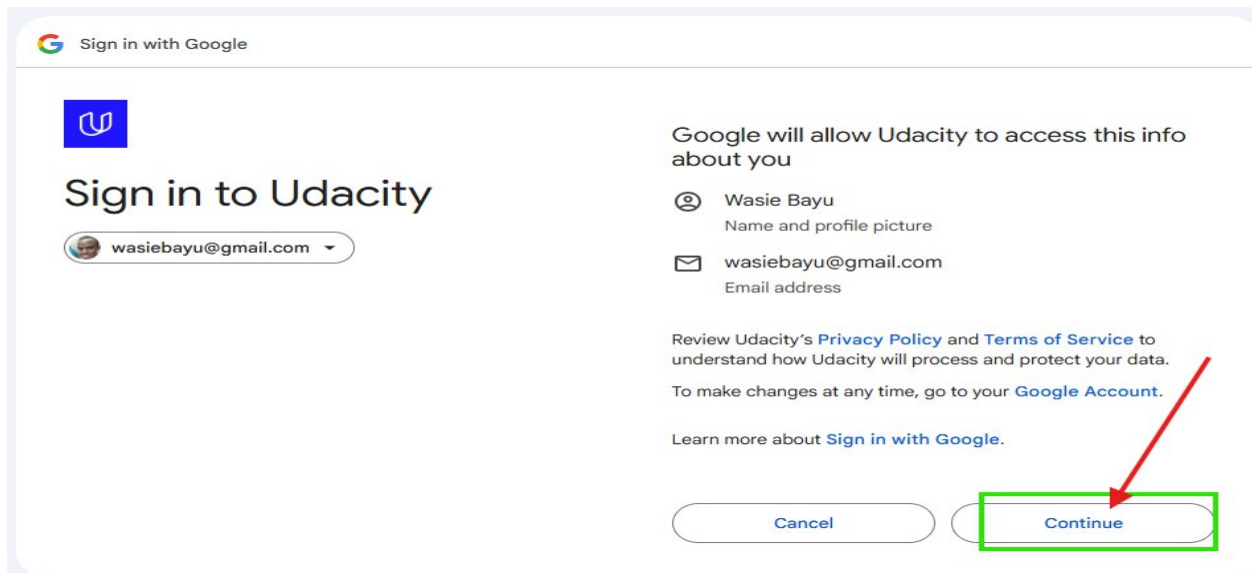


Ethiocoders manual for karalo secondary school student, teacher and administrative staff

10.click button

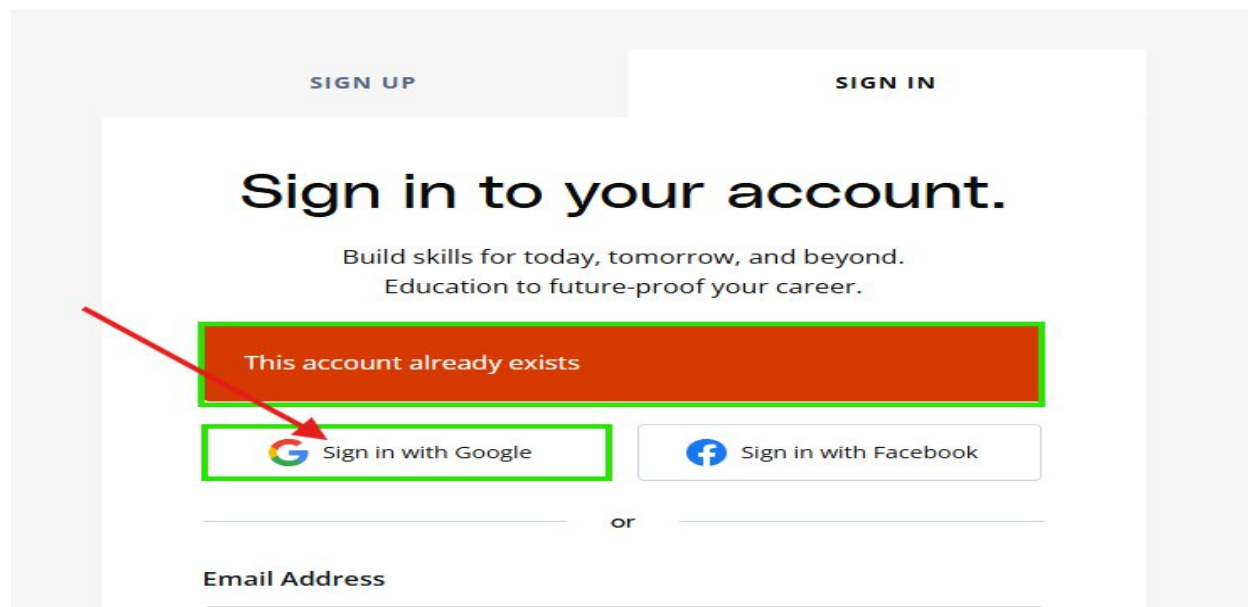


10.Click continue button

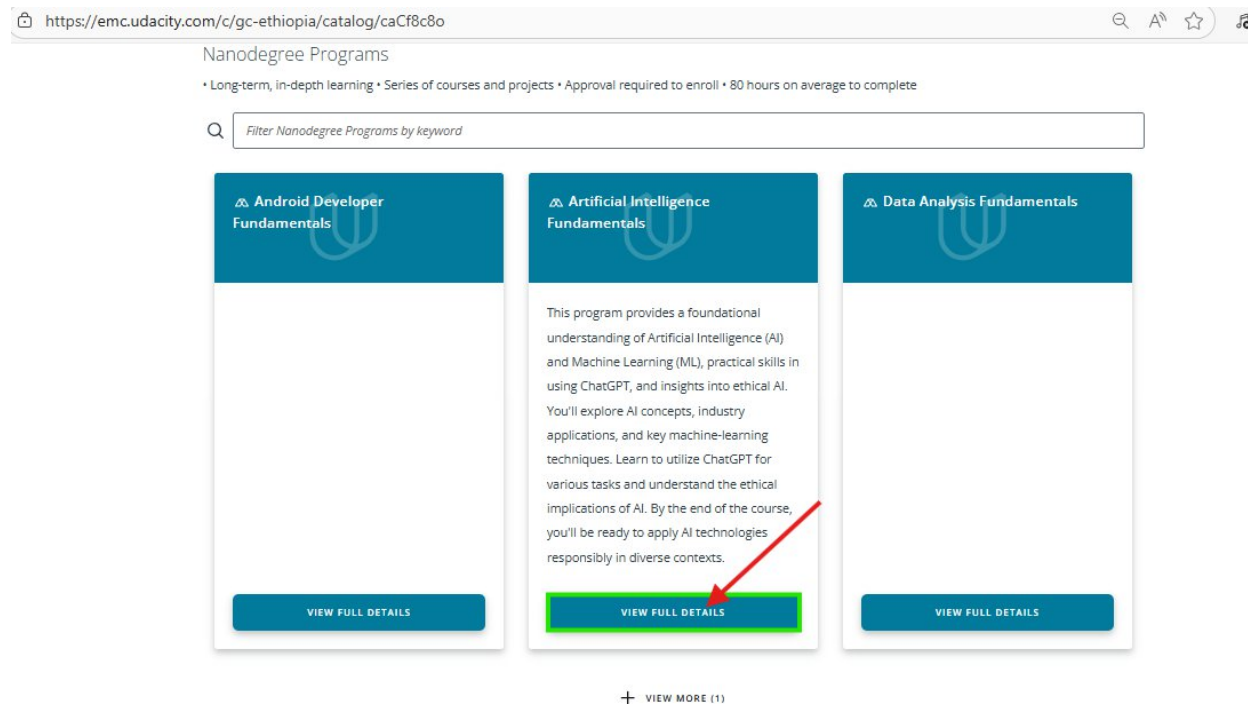


Ethiocoders manual for karalo secondary school student, teacher and administrative staff

11. This account already exists then after click sign in with google

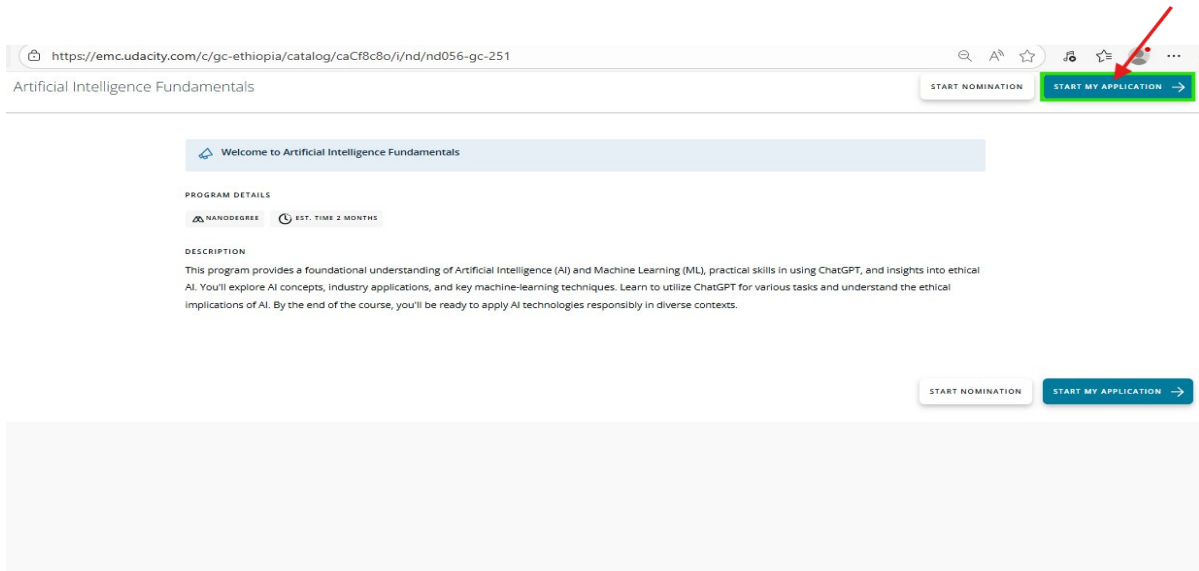


12. Choice your learning course and after click view full details

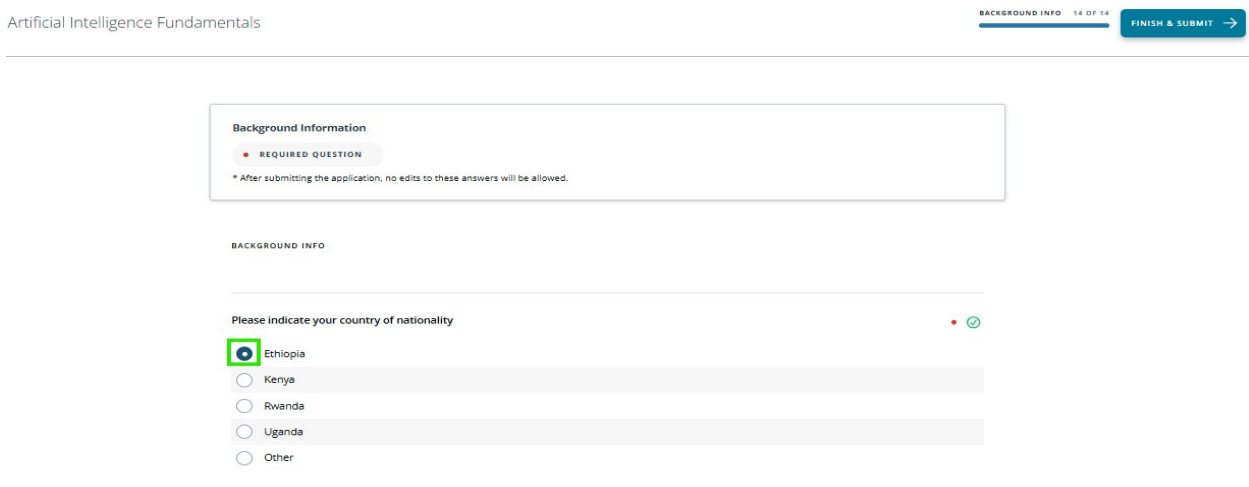


Ethiocoders manual for karalo secondary school student, teacher and administrative staff

13. Click start application button



14. Full fill the following radio button below and after click submit and finish button



Ethiocoders manual for karalo secondary school student, teacher and administrative staff

Please indicate your region in Ethiopia • ✓

Addis Ababa

Afar Region

Amhara Region

Benishangul-Gumuz

Central Ethiopia

Dire Dawa

Gambela

Harari

Oromia

Sidama

Somali

South Ethiopia

Southwest Ethiopia People's Region

Tigray

Please confirm your age • ✓

18 - 22

23 - 25

26 - 30

31 - 35

36-40

41 and Older

13-17

Please confirm your phone number • ✓

What is your gender? • ✓

Female

Male

Ethiocoders manual for karalo secondary school student, teacher and administrative staff

What is the highest level of education you have completed?



High School

Bachelor's Degree

Master's Degree

PhD

Other

What is your field of study?



Agriculture

Arts

Business

Computer science and IT

Education

Engineering

Humanities

Law

Medicine

Natural science

Social science

Other

What is the name of your education institution?



education

What is your current employment status?



Full-time employee

Part-time employee

Freelancer

Entrepreneur

Student

Unemployed Other - please describe

If employed, what is the name of your employer?



bayu wasie

Ethiocoders manual for karalo secondary school student, teacher and administrative staff

How many years of professional experience do you have? • ✔

- I have no professional Experience
- <1 year
- 1-2 years
- 3-5 years
- 6-10 years
- 10+

What is your primary reason for enrolling in this program? • ✔

- Start a new job
- Get a raise or promotion in my current job
- Learn a new skill
- Help prepare for an advanced degree
- Start my own business
- Start an internship
- General interest in this topic
- Other

How did you hear about this program? • ✔

- Email
- LinkedIn
- Facebook
- Instagram
- Telegram
- Twitter
- SMS
- Search Engine
- Program Website
- Friend Referral
- Other

I confirm that the information I have provided above is accurate and I agree to the terms and conditions at <https://udacity.com/legal>. • ✔

FINISH & SUBMIT →

Ethiocoders manual for karalo secondary school student, teacher and administrative staff

15. Click start learning button

The screenshot shows the enrollment page for 'Artificial Intelligence Fundamentals'. At the top, there is a 'START NOMINATION' button and a 'Go To Classroom' link. The main content area features a congratulatory message: 'Congratulations! You've been enrolled into this program'. Below this, the course title 'ARTIFICIAL INTELLIGENCE FUNDAMENTALS' is displayed, followed by a blue 'START LEARNING' button with a right-pointing arrow. A red arrow points to this button. Underneath, the 'PROGRAM DETAILS' section shows 'NANODEGREE' and 'EST. TIME 2 MONTHS'. The 'DESCRIPTION' section provides a brief overview of the course content. At the bottom right, another 'START NOMINATION' button is visible.

16. Begin your journey ,getting started and click video

The screenshot displays the Udacity course interface. The top navigation bar includes the Udacity logo, 'Dashboard', 'Catalog', a search icon, 'English', 'Help', and a user profile icon labeled 'BA'. The left sidebar shows the course 'Artificial Intelligence Fundamentals' with a 1% completion indicator. Under 'Course 1: Begin Your Journey', the '1 Getting Started' section is highlighted with a green box and a red arrow. Below it, a list of lessons is shown: '1.1 Welcome to Udacity' (checked), '1.2 About the Program', '1.3 Program Duration', '1.4 Your Weekly Schedule', '1.5 Your Community', and '1.6 Classroom Tour'. The main content area is titled 'Lesson' and 'Downloads', and features a large video player showing a man in a patterned shirt speaking.

Ethiocoders manual for karalo secondary school student, teacher and administrative staff

17. finished video click next button

The screenshot shows the Udacity interface for the 'Artificial Intelligence Fundamentals' course. The left sidebar lists the course structure, with 'Getting Started' selected. Under 'Getting Started', '1.1 Welcome to Udacity' is the current lesson. The main content area displays a video player with a video of Sebastian Thrun. Below the video, the text reads: 'Welcome to Udacity! I am Sebastian Thrun, the founder of Udacity. Our mission is to power careers through tech education, and we're honored that you've chosen us to help you on your career journey. Whether you're embarking on a new path, curious about a new field, or advancing in your current field, I want you to know that you're in the right place. We are here to help you accomplish your goals. I can't wait to see where this journey takes you!' At the bottom, there are 'Previous' and 'Next' buttons. A red arrow points to the 'Next' button, which is highlighted with a green box. A 'Give Page Feedback' link is also visible.

The screenshot shows the 'Certificate of Completion' page for the 'Artificial Intelligence Fundamentals' course. The left sidebar lists the course structure, with 'Certificate of Completion' selected. The main content area displays a large graphic with the text 'Certificate of Completion' and an image of a certificate. Below the graphic, the text reads: 'You've taken a big step towards growing your skills for the jobs of the future. Well done! To check if you passed the Certification Assessment or not and to generate your certificate if you did, please click on the button below.' At the bottom, there is a 'Check for Certificate' button.

Ethiocoders manual for karalo secondary school student, teacher and administrative staff

The screenshot shows the UDACITY interface. On the left, a sidebar for 'Artificial Intelligence Fundamentals' lists courses: Course 3 (How to Use ChatGPT), Course 4 (Discovering Ethical AI), Course 5 (Certification Assessment), Course 6 (Certificate of Completion), and Course 7 (Python Programming (Optional)). Course 6 is highlighted. The main content area is titled 'Certificate of Completion' with a 'Lesson' link. It features a large graphic with the text 'Certificate of Completion' and an image of a certificate. Below the graphic, a congratulatory message reads: 'You've taken a big step towards growing your skills for the jobs of the future. Well done!' followed by instructions to check the certification assessment and a 'Check for Certificate' button.

18. Finished lesson sessions after start certeficat assesment

The screenshot shows the UDACITY interface for the 'Certification Assessment' page. The sidebar shows 'Artificial Intelligence Fundamentals' with 'Certification Assessment' selected. The main content area contains a list of instructions for the assessment:

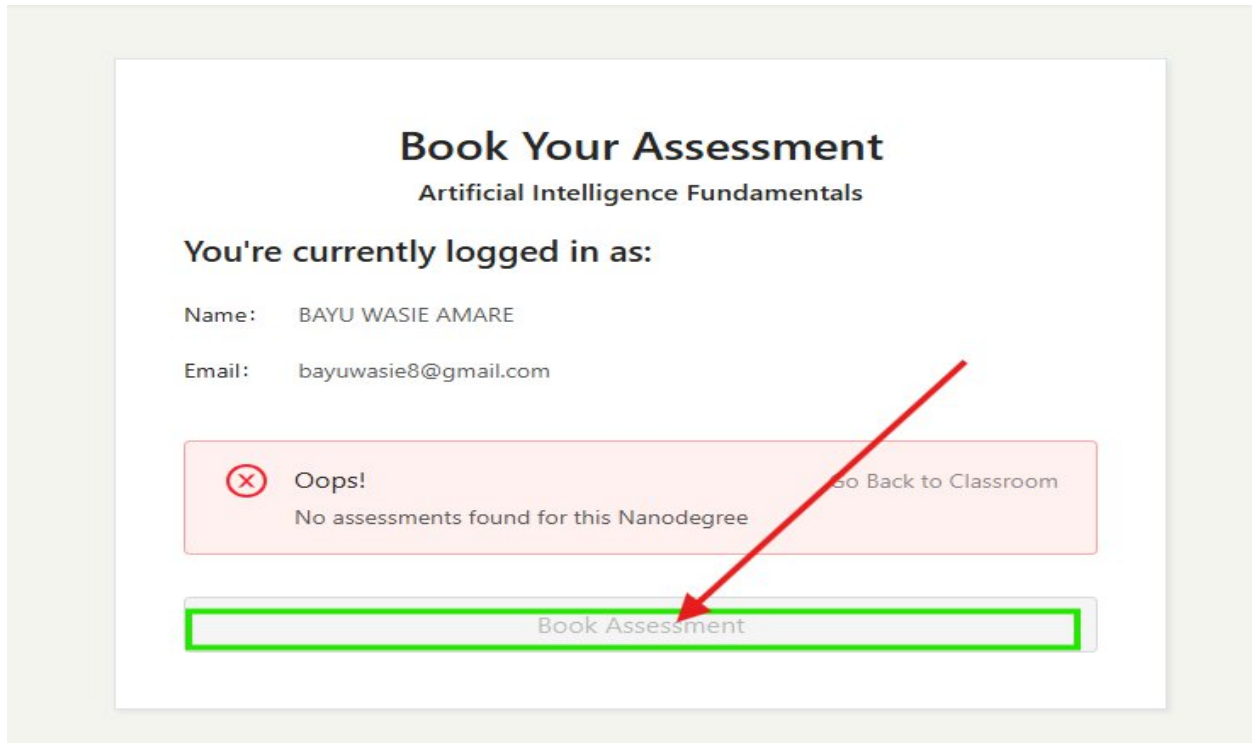
- The Certification Assessment will test the skills you learned from the Challenge phase of this program.
- You must sit for the Certification Assessment within 8 weeks (or less, depending on when you enrolled) from the date you enrolled.
- The Certification Assessment duration is **60 minutes** only from the moment you start the assessment. You'll be able to see a countdown timer on the screen. Please note that you can't pause the time, and once the timer reaches 0 seconds, the assessment will be automatically submitted. The Certification Assessment consists of 10 multiple choice questions (MCQs) about your track content.
- **You cannot skip any question or return to any previous one.** So, make sure you take the time to thoughtfully answer each question while keeping track of the timer.
- You will be eligible to receive a "Certificate of Completion" in your track if you pass the Certification Assessment with a minimum score of 60%. In case you do not pass the first time, you will be able to reattempt the Certification Assessment until you pass as long as you're within your allotted program duration.
- You will be able to take the Certification Assessment, as well as reattempting it (when you don't pass it) from within your classroom through the button below, as long as you're still within your allowed duration in the program.

A red arrow points to a button labeled 'Start the Certification Assessment' which is highlighted with a green box.

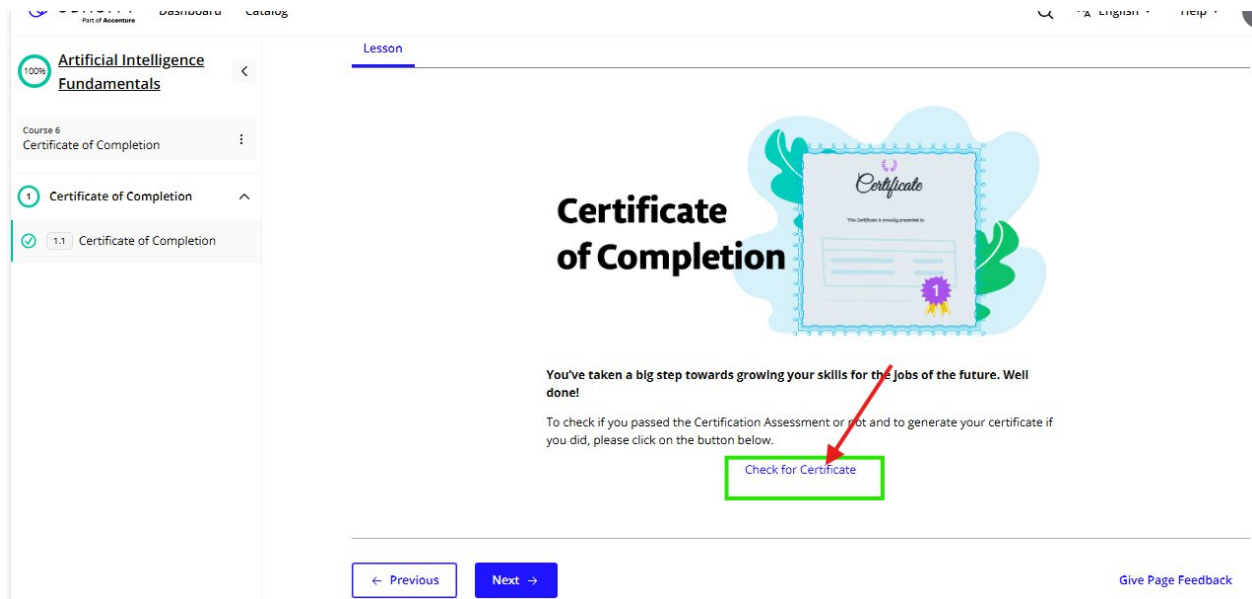
We hope you continue to inspire the world with what you've learned and once again we wish you all the best in your future endeavors!

Ethiocoders manual for karalo secondary school student, teacher and administrative staff

19. Finished all lesson sessions and quiz after active book assessment and click button



20. taken the certificate assessment then check your certificate



Ethiocoders manual for karalo secondary school student, teacher and administrative staff

21. click get certificate button

ps://challenge.udacity.com/graduate?nd_key=nd056-gc-251

Get Your Certificate
Artificial Intelligence Fundamentals

The name shown below will be printed on the certificate. To change your name please visit [Classroom Settings](#) before generating the certificate."

You're currently logged in as:

Name: BAYU WASIE AMARE
Email: bayuwasi8@gmail.com

⚠ Please make sure your full name is less than 30 Characters so that the certificate renders properly. Names on certificates can not be changed once issued.

Get Certificate

22. click get your certificate now

Get Your Certificate
Artificial Intelligence Fundamentals

The name shown below will be printed on the certificate. To change your name please visit [Classroom Settings](#) before generating the certificate."

You're currently logged in as:

Name: BAYU WASIE AMARE
Email: bayuwasi8@gmail.com

Checking eligibility for assessment certificate

- ✓ Enrolled
- ✓ Within Allowed Time
- ✓ Passed Required Milestones

Get Your Certificate Now

Ethiocoders manual for karalo secondary school student, teacher and administrative staff

23. see your certificate and download



Verified Certificate Of Nanodegree Program Completion

Artificial Intelligence Fundamentals

Awarded to
BAYU WASIE AMARE
April 15, 2025

UDACITY
Part of Accenture

Udacity has confirmed participation of this individual in this program. Confirmation at www.udacity.com/certificate/e/170157

Kai Roemmelt
Kai Roemmelt

Congratulations BAYU WASIE AMARE!

Great job on completing your program. Download your certificate as proof of your graduation.

[Download](#) [Share](#)

THANK YOU SO MUCH!